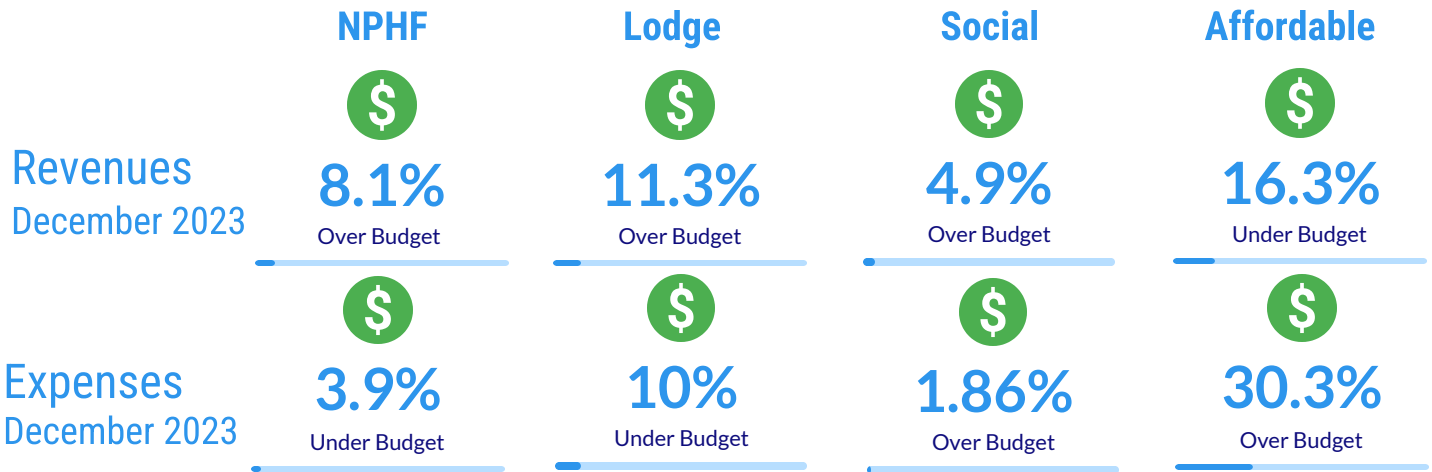


# Financial

## Finance & Operations Dashboard



### Debt to Equity Ratio

2018	2019	2020	2021	2022	Current
1.83	1.47	1.33	1.13	.99	.85

# Operations

January 2024

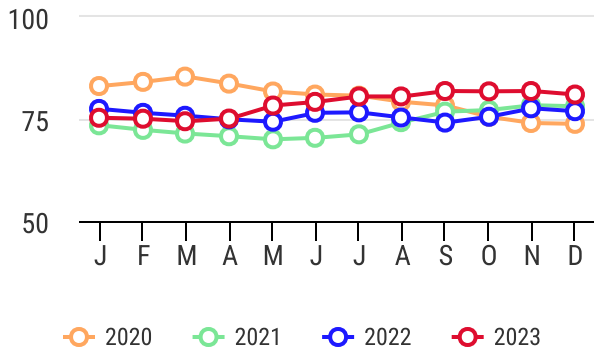
Units	Lodge		Family			SSC			Affordable	
Total	226		153			130			68	
Leased	186	82%	109	71%		116	89%		55	81%
Occupied	185	82%	107	70%		116	89%		53	78%
Available	29	13%	30	20%		11	8%		11	16%
Down	13	6%	20	13%		3	2%		2	3%

January numbers below reflect a cleanup / reconciliation that was done - more details at meeting

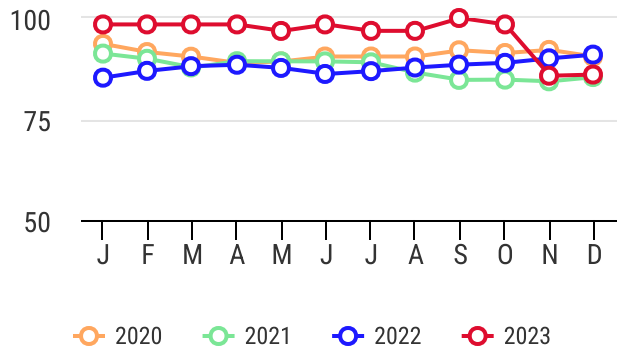
Applications	Dec 2023	Jan 2024	Application Status
Applied/In Review	2	14	Application entered, applicant contacted, waiting for required documentation
Cancelled	8	22	Failed to supply required documentation within allotted time frame or owes from a previous tenancy
Pending	3	12	Complete application sent to appropriate manager to review
Ineligible	4	4	Application not meeting legislated requirements
Eligible	4	25	Approved but not yet housed
Housed	7	7	Housed
Total Applications	28	84	

# Occupancy Dashboard - Current Year in Red

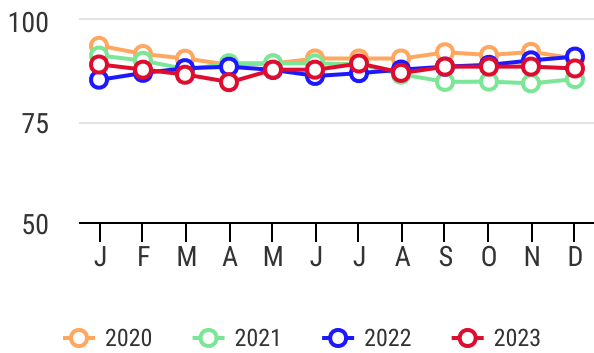
## Lodge Occupancy %



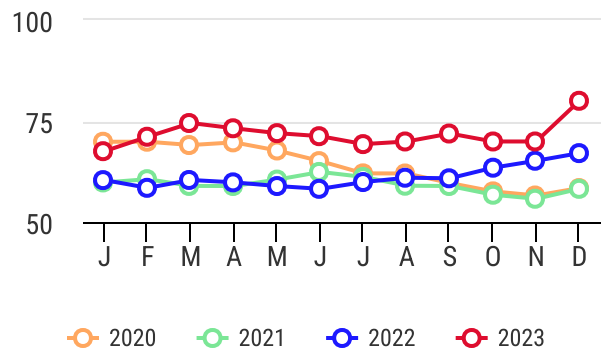
## Garden Court %




## Senior's Self Contained %



## Social (Family) Housing %




## Lodge Occupancy



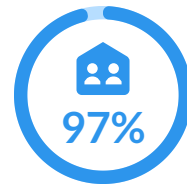
Heritage Tower



Del-Air



Homesteader



Harvest