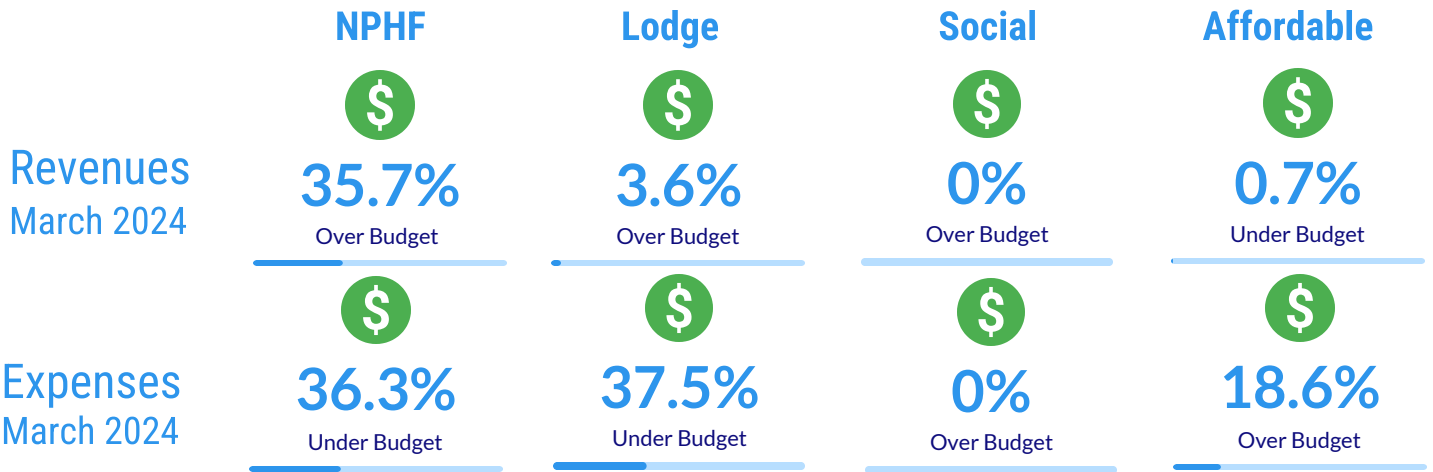


# Financial

## Finance & Operations Dashboard



### Debt to Equity Ratio

2018	2019	2020	2021	2022	Current
1.83	1.47	1.33	1.13	.99	.85

# Operations

April 2024

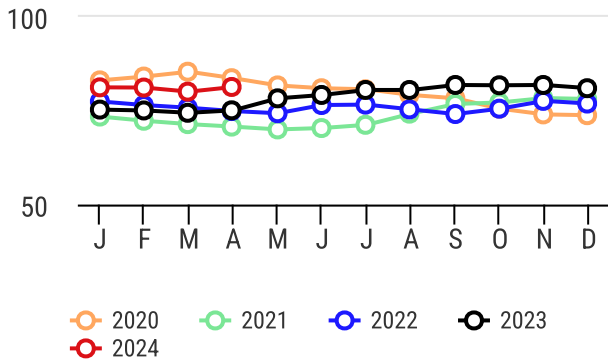
Units	Lodge		Family		SSC		Affordable	
Total	226		152		130		68	
Leased	186	82%	110	72%	119	91%	58	86%
Occupied	184	82%	109	72%	116	90%	55	81%
Available	29	13%	26	17%	13	10%	8	12%
Down	13	6%	19	13%	2	2%	2	3%

### Status of Applications as of March 2024

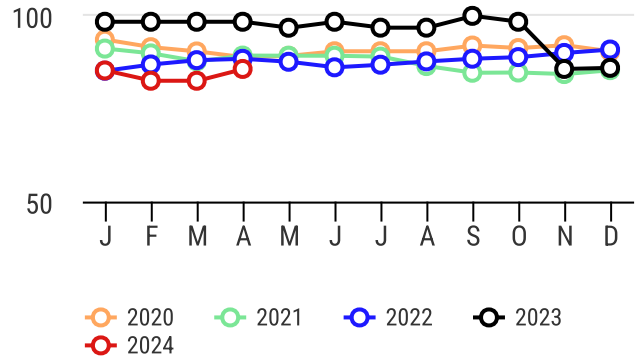
Applied/In Review	4	Application entered, applicant contacted, waiting for required documentation
Cancelled	11	Failed to supply required documentation within allotted time frame or owes from a previous tenancy
Pending	15	Complete application sent to appropriate manager to review
Ineligible	2	Application not meeting legislated requirements
Eligible	16/38	New / Total - Approved but not yet housed
Housed	13	Housed

# Occupancy Dashboard - Current Year in Red

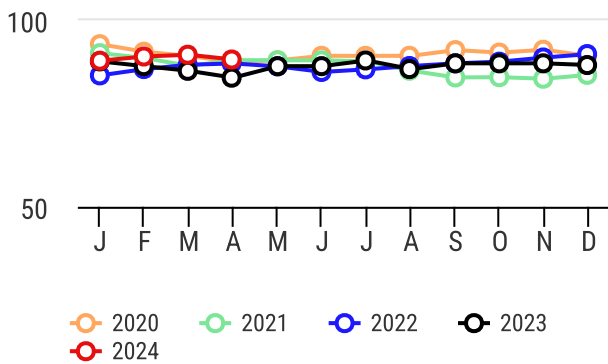
## Lodge Occupancy %



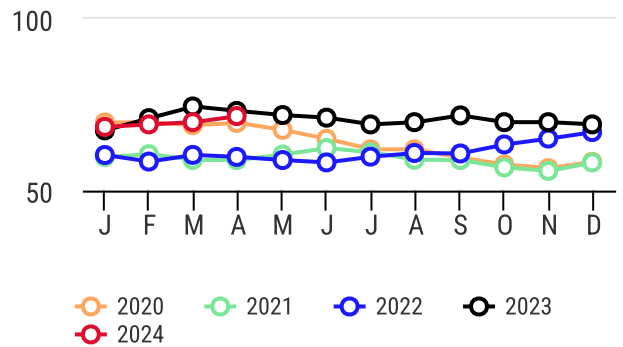
## Garden Court %



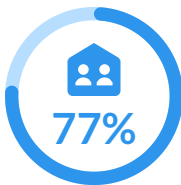
## Senior's Self Contained %



## Social (Family) Housing %



## Lodge Occupancy - April



Heritage Tower



Del-Air



Homesteader



Harvest