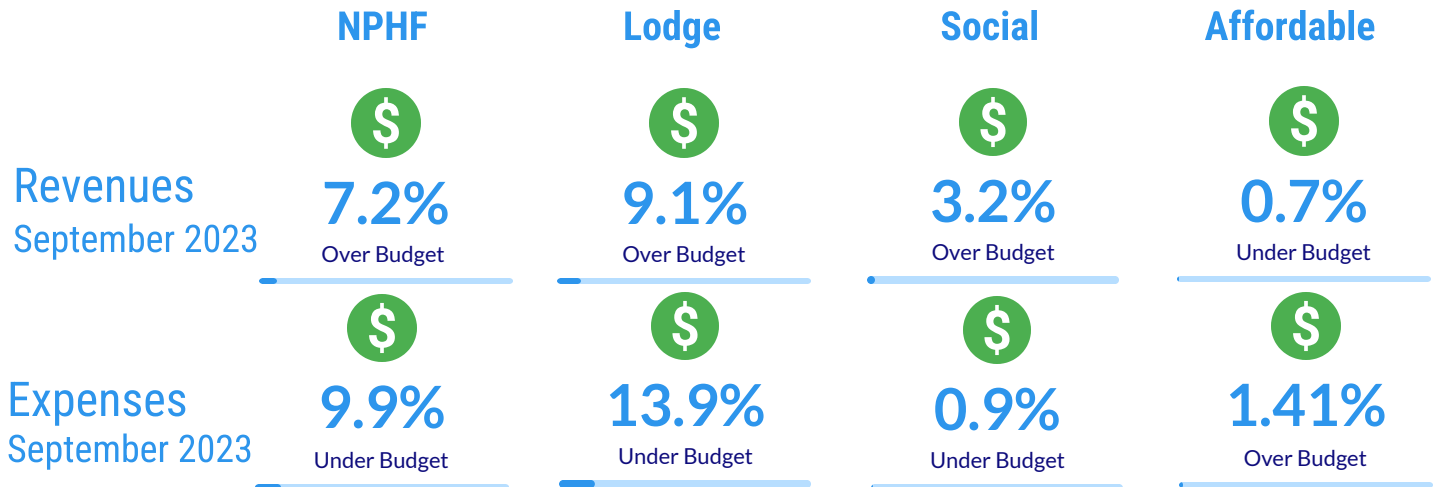


# Financial

## Finance & Operations Dashboard



### Debt to Equity Ratio

2018	2019	2020	2021	2022	Current
1.83	1.47	1.33	1.13	.99	.85

# Operations

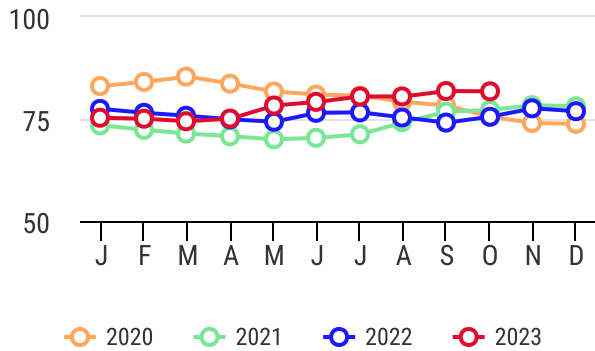
October 2023

Units	Lodge		Family		SSC		Affordable	
Total	226		153		130		68	
Leased	190	84%	111	73%	118	91%	65	96%
Occupied	185	82%	107	70%	116	89%	64	94%
Available	23	10%	24	16%	10	8%	2	3%
Down	14	6%	21	14%	3	2%	2	3%

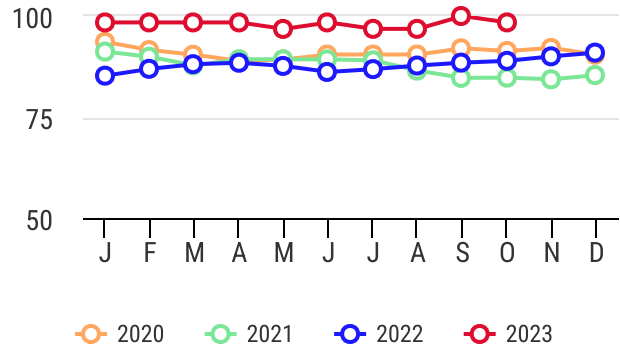
Applications	October 2023	Application Status
Applied/In Review	15	Application entered, applicant contacted, waiting for required documentation
Cancelled	5	Failed to supply required documentation within allotted time frame or owes from a previous tenancy
Pending	13	Complete application sent to appropriate manager to review
Ineligible	0	Application not meeting legislated requirements
Eligible	1	Approved but not yet housed
Housed	3	
Total Applications	37	

# Occupancy Dashboard - Current Year in Red

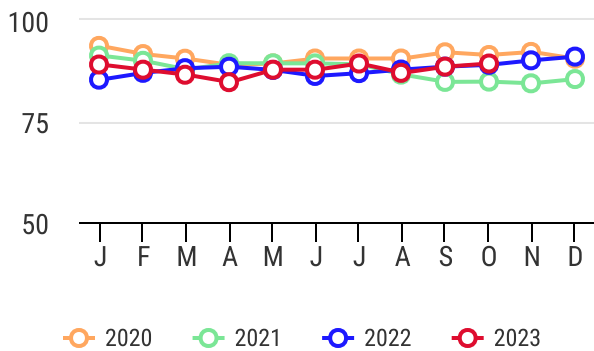
## Lodge Occupancy %



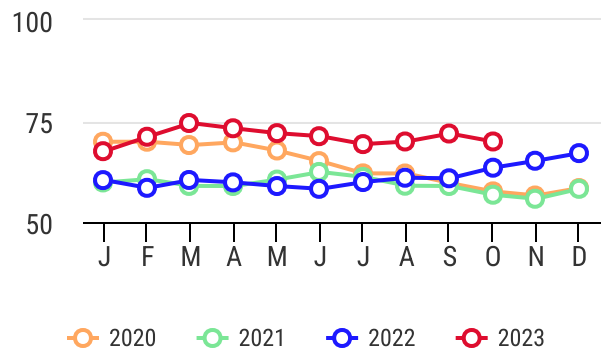
## Garden Court %



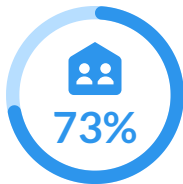
## Senior's Self Contained %




## Social (Family) Housing %



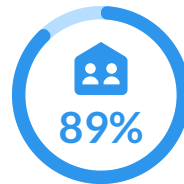
## Lodge Occupancy



Heritage Tower



Del-Air



Homesteader



Harvest