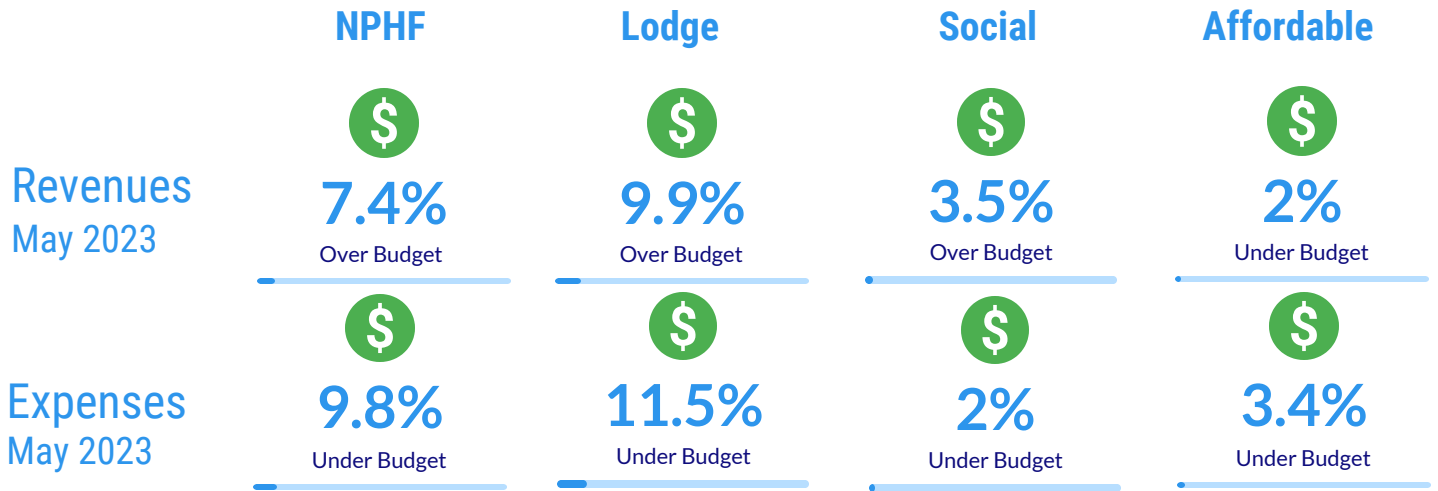


# Financial

## Finance & Operations Dashboard



### Debt to Equity Ratio 1.08%

Dec 2017	Dec 2018	Dec 2019	Dec 2020	Dec 2021	May 2022
2.69	2.22	1.82	1.67	1.48	1.08

# Operations

## June 2023

Units	Lodge		Family		SSC		Affordable	
Total	226		153		130		68	
Leased	185	82%	111	73%	119	92%	64	94%
Occupied	180	80%	109	71%	114	88%	64	94%
Available	29	13%	24	13%	11	8%	3	4%
Down	12	5%	20	14%	0	0%	3	4%

Applications	May 2023
Applications	33
Pending	7
Cancelled	10
In Review	4
Ineligible	0
Housed	7
Eligible - Waiting	5

Applications the number of people who applied.

Pending / In Process is for applications that are complete but being reviewed by the Managers.

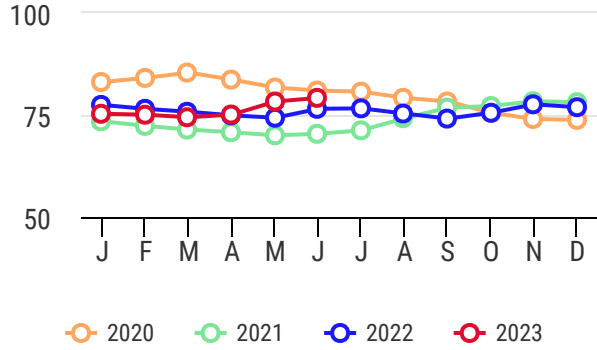
Housed is self - explanatory.

Waitlist is for applications that are successful but not yet placed or there is limited capacity.

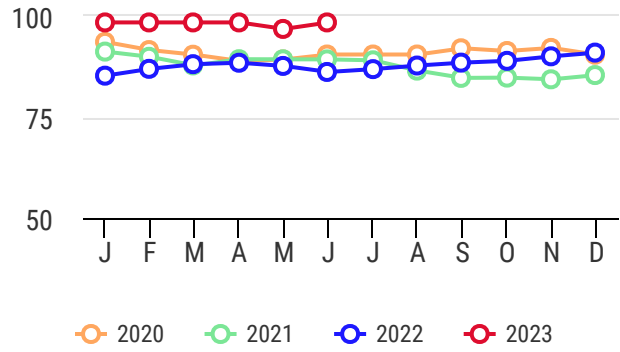
Applications are cancelled when they "time-out" due to incomplete information, or are not completed by the applicant within 30 days.

# Occupancy Dashboard - Current Year in Red

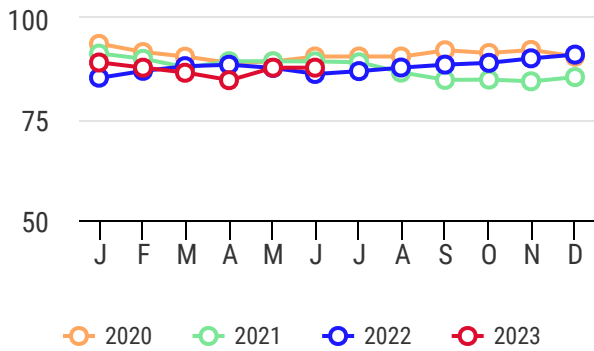
## Lodge Occupancy %



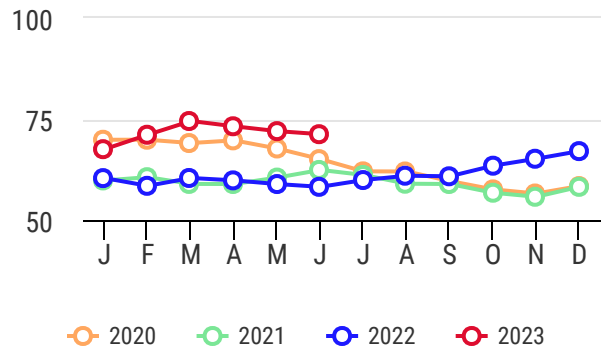
## Garden Court %



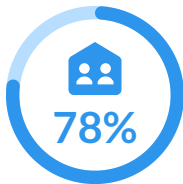
## Senior's Self Contained %




## Social (Family) Housing %



## Lodge Occupancy



Heritage Tower



Del-Air



Homesteader



Harvest