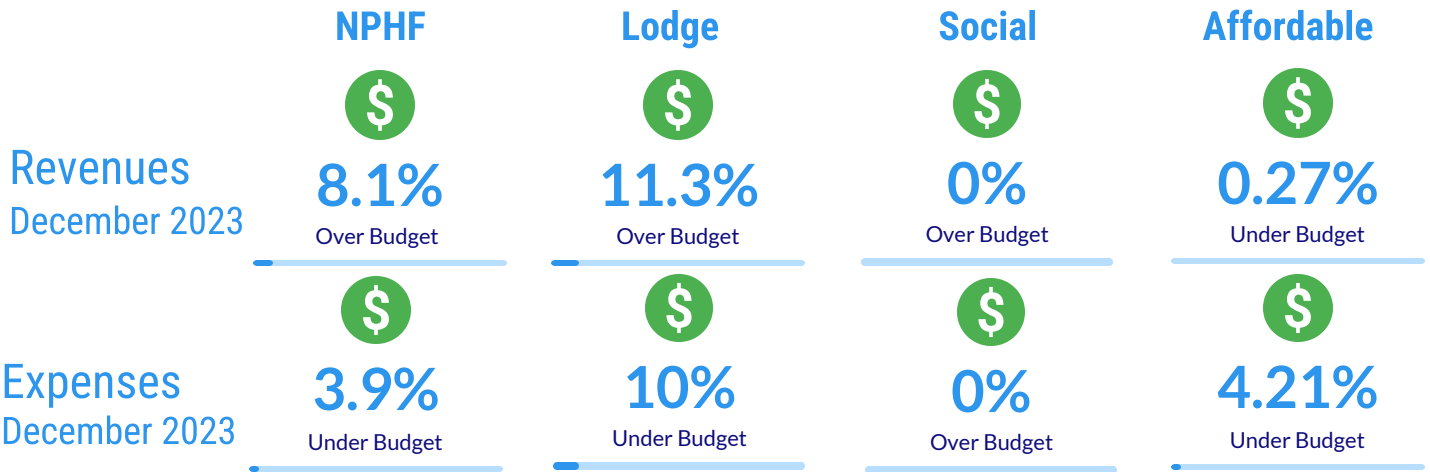


Financial

Finance & Operations Dashboard



Debt to Equity Ratio

2018	2019	2020	2021	2022	Current
1.83	1.47	1.33	1.13	.99	.85

Operations

February 2024

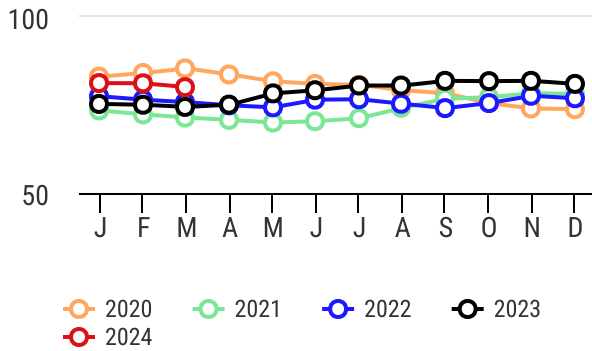
Units	Lodge		Family			SSC			Affordable	
Total	226		153			130			68	
Leased	185	82%	111	73%		119	92%		56	82%
Occupied	181	80%	107	70%		118	91%		53	78%
Available	30	13%	27	18%		9	7%		11	16%
Down	13	6%	20	13%		2	2%		2	3%

Status of Applications as of February 2024

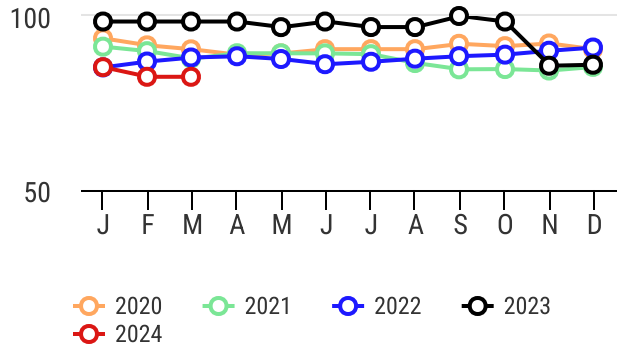
Applied/In Review	8	Application entered, applicant contacted, waiting for required documentation
Cancelled	7	Failed to supply required documentation within allotted time frame or owes from a previous tenancy
Pending	15	Complete application sent to appropriate manager to review
Ineligible	3	Application not meeting legislated requirements
Eligible	3 / 36	New / Total - Approved but not yet housed
Housed	11	Housed

Occupancy Dashboard - Current Year in Red

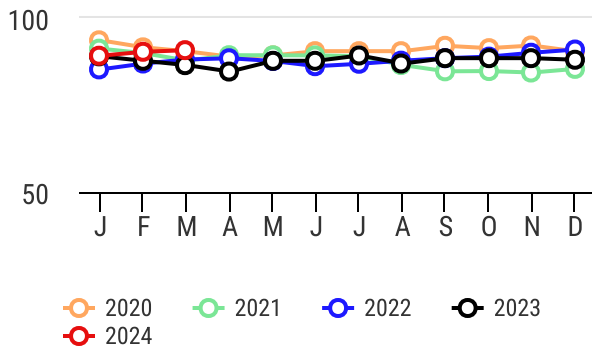
Lodge Occupancy %



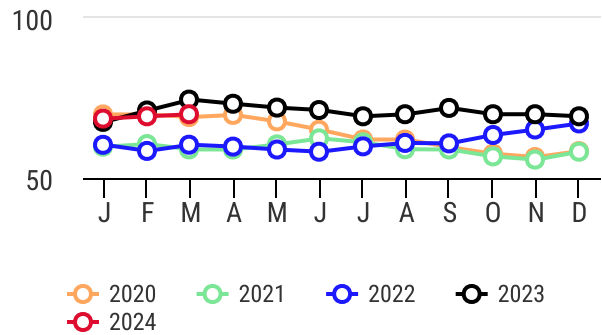
Garden Court %




Senior's Self Contained %



Social (Family) Housing %




Lodge Occupancy



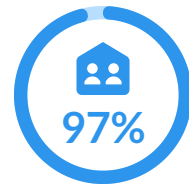
Heritage Tower



Del-Air



Homesteader



Harvest