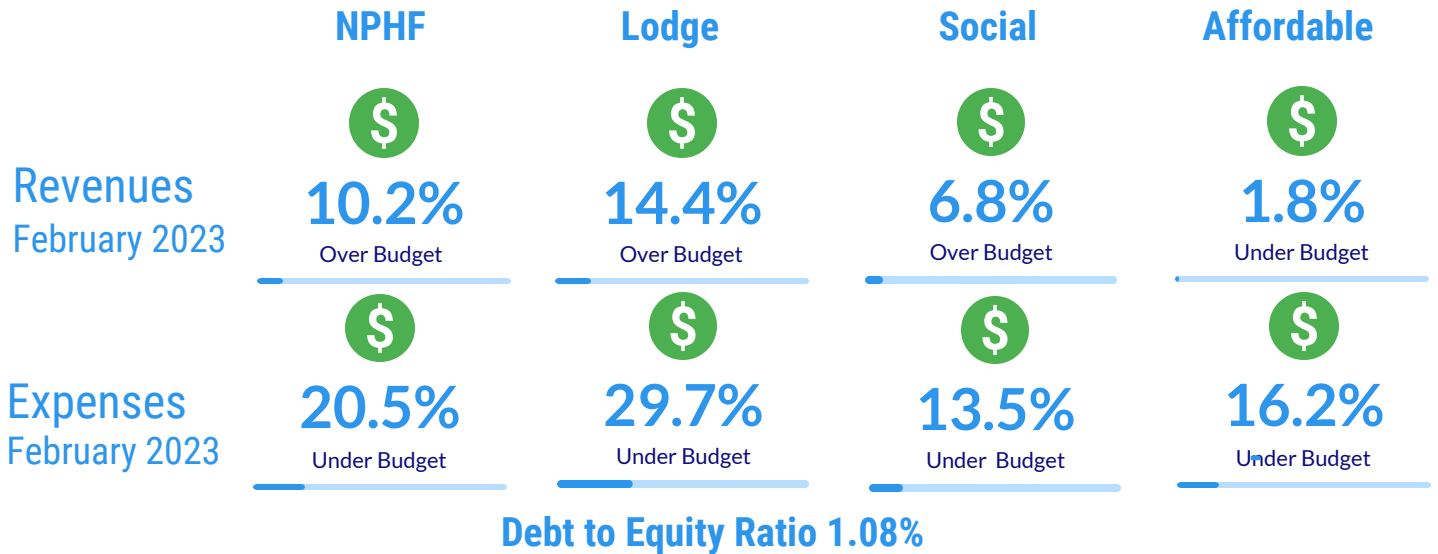


Financial

Finance & Operations Dashboard



Dec 2017	Dec 2018	Dec 2019	Dec 2020	Dec 2021	May 2022
2.69	2.22	1.82	1.67	1.48	1.08

Operations

February 2023

Units	Lodge		Family		SSC		Affordable	
Total	225		153		130		68	
Leased	174	78%	117	77%	114	88%	65	96%
Occupied	169	75%	114	75%	112	86%	64	95%
Available	39	17%	15	10%	18	14%	1	4%
Non-Lettable	13	6%	24	16%	0	0%	3	4%

Applications	January 2023
Applications	28
Pending	3
Cancelled	12
In Review	8
Ineligible	0
Housed	5
Waitlist	0

Applications the number of people who applied.

Pending / In Process is for applications that are complete but being reviewed by the Managers.

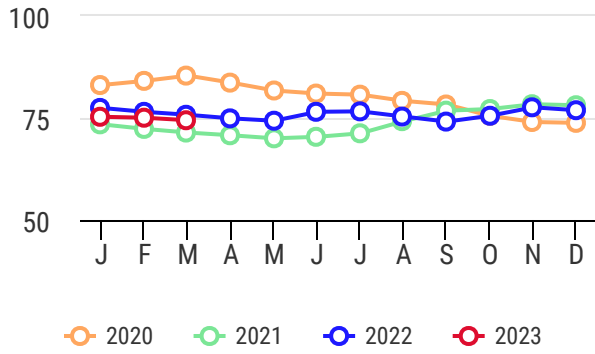
Housed is self - explanatory.

Waitlist is for applications that are successful but not yet placed or there is limited capacity.

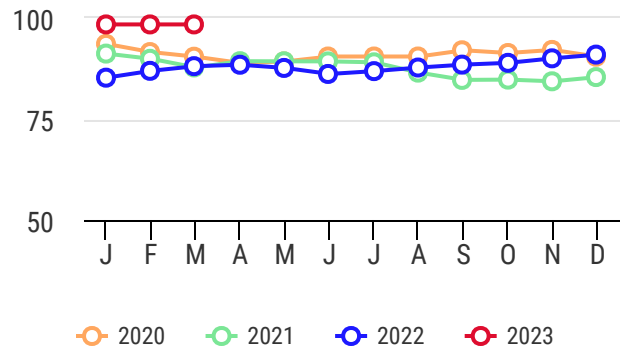
Applications are cancelled when they "time-out" due to incomplete information, or are not completed by the applicant within 30 days.

Occupancy Dashboard - Current Year in Red

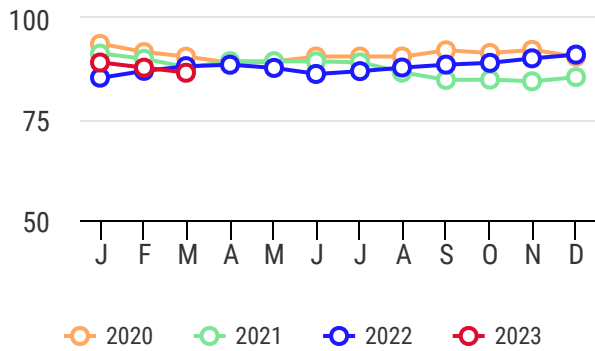
Lodge Occupancy %



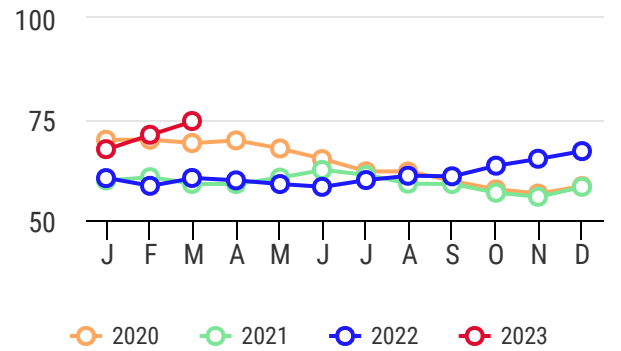
Garden Court %



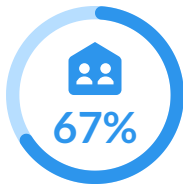
Senior's Self Contained %



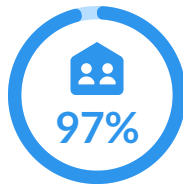
Social (Family) Housing %



Lodge Occupancy



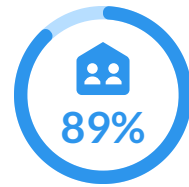
Heritage Tower



Del-Air



Homesteader



Harvest